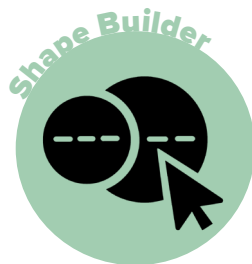





"I like the pen tool a lot because you can make very organic shapes with it, and you have a lot of freedom with it."
– **Rohit Divekar (12)**



"Shape Builder lets you construct the art on the page rather than drawing it out, it can also reduce the artwork."
– **Remi Abilock (12)**



"Image trace changes the image into different shapes, so you can edit it easily on illustrator, changing its hue or shade."
– **Natalie Lam (12)**

Graphics by Dingyi Li



Dingyi Li


GROUP CRITIQUE (Above): A group of students discuss the creative works made by their peers, adding in a few compliments and constructive comments.



Dingyi Li

DESIGNER BRANDS (Left): A combination of digital and physical works is sometimes needed in the class, as one of the projects made is a paper truck they designed using a template on the computer.

Digital Concepts



Dingyi Li


CREATIVE PROCESS (Above): Karis Lau (12) is using an art tablet to illustrate on photoshop, Lau describes the process, "You throw things at the wall until they stick, sometimes it looks good and sometimes it doesn't."

SKETCHING SUCCESS (Right): Scribbling down his ideas on a paper, Ethan Kitch (12) studies pre-existing designs in order to create his project.




Dingyi Li

ARTISTIC VISION: (Below) Aeron Man (12) multi-tasks by both working on his assignment and personal digital artwork.



Dingyi Li



Dingyi Li

TRULY INSPIRATIONAL (Above): Juniors Yuna Suh and Jade Wu hop on to Pinterest to find some fresh inspiration for their current project.

Font Memories

Seniors Aarushi Kumar and Rohit Divekar converse about the classroom environment. "In Advanced Graphic Design, we've known each other for three years at this point so we're all pretty comfortable with each other," Kumar said.



Dingyi Li



Dingyi Li

"I've been in this class for four years and every day is something unique and exciting."

– **Ethan Kitch (12)**